



Simplex



Triplex



Quadplex

## PRODUCT COMPONENTS

Wedge Seal™ entry seal consists of five (5) major components including the top compression plate (white), split sealing gasket (red), bottom compression plate (white), bolts (stainless steel) with washers, nuts and PVC bolt caps (blue).


STAINLESS  
STEEL BOLTS

WHITE BOTTOM  
COMPRESSION  
PLATE

RED SPLIT  
SEALING  
GASKET

WHITE TOP  
COMPRESSION  
PLATE

WASHERS, NUTS  
AND  
PVC BOLT CAPS



Manufactured by

The Triplex is shown above.



[cableaccessories.ie](http://cableaccessories.ie) +353 1 464 1477 [sales@cableaccessories.ie](mailto:sales@cableaccessories.ie)

## INSTALLATION INSTRUCTIONS

- 1 Wipe pipe, conduit, or cable clean with cloth.
- 2 Remove the PVC bolt caps from the nuts and loosen nuts to relieve pressure on gasket.
- 3 Open the plug at the split in the gasket. Wrap the plug around the inner-duct, conduit, or cable (Figure 1).
- 4 Insert the plug into the duct (Figure 2). Tighten the nuts clockwise, evenly, with hand tool. Do not exceed 5-6 ft-lbs. Cover each nut with a PVC bolt cap.
- 5 Installation complete (Figure 3).

NOTE: Images shown represent the Triplex. Instructions are the same for Simplex and Quadplex.

